



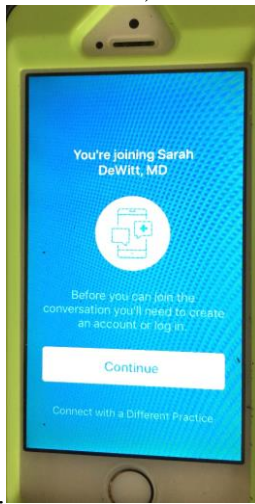
Sprucehealth Cel Phone Instructions (iphone)

Before visit instructions:

1. You can download the App onto your phone now. It is called Spruce-Care Messenger (you get through the App store and it is free)



Open the app...



Press continue....

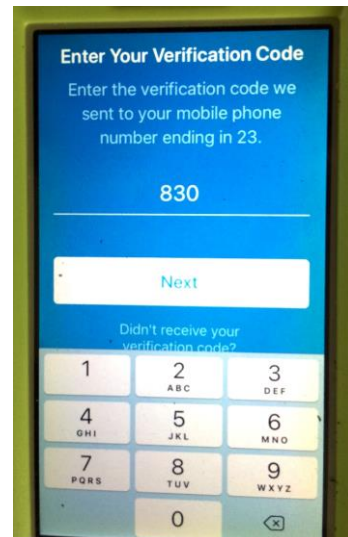


Press create account

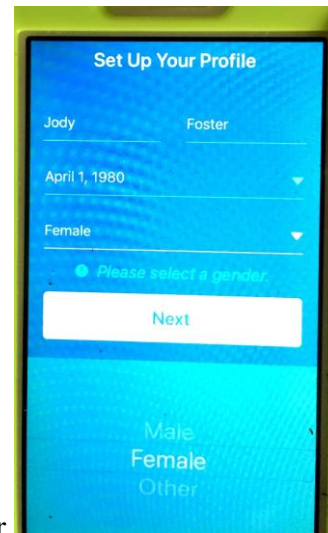


ORTHOPEDIC SURGERY OF THE FOOT AND ANKLE, PA

SARAH E. DEWITT, MD

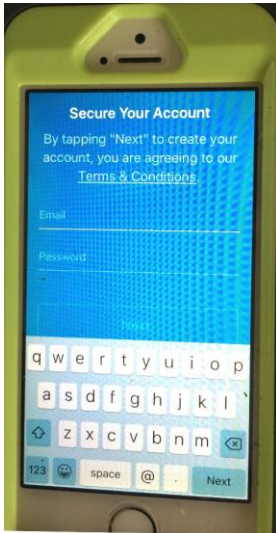


Then check your texts for the code...

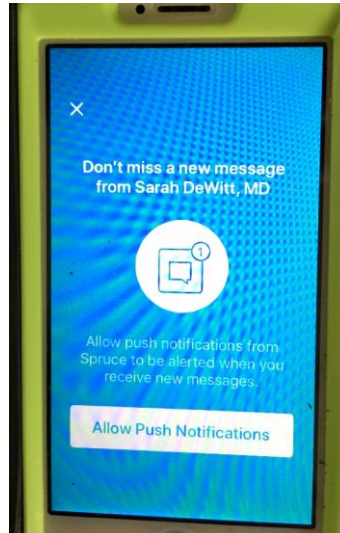


enter name, date of birth, gender.

hit next

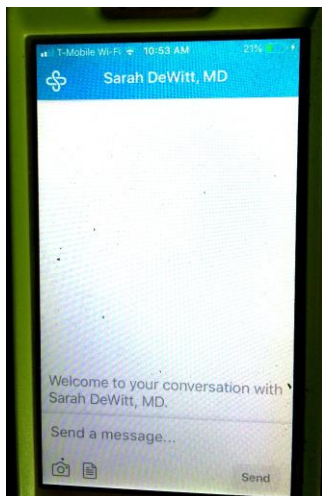


set email and password.



either X or Allow

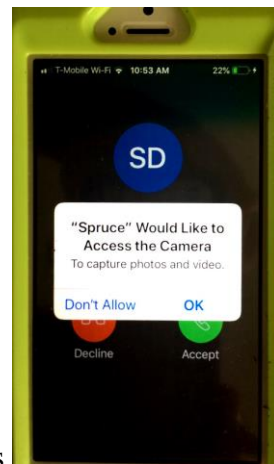
Then open the app on the day of the visit.



... now



and if it asks



you have to allow camera and microphone access...



ORTHOPEDIC SURGERY OF THE FOOT AND ANKLE, PA

SARAH E. DEWITT, MD

When you get this screen, you are good to go!

